

**GSA**

GS-28F-0017L

# workstations




4 x 4

**Quickship  
Europe**

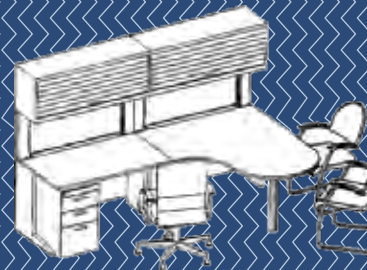
# MEWAF – 4 x 4

**4 x 4** imagine the Ideal Workstation, then achieve it. Using height adjustable tables; vertical and horizontal wire management; and flexible storage, this system meets all the needs of your busy organization. Create staff desks, conferencing areas, reception desks, and executive desks – from one flexible system.

**4 x 4** offers Freedom in All Directions – storage above and below, flexible worksurface shapes, and mobile tables create almost any size and shape you can imagine. Above the worksurface, 4 x 4 offers spacious overhead storage units and accessory bars for paper management tools. Below the worksurface, choose from a range of mobile pedestals.

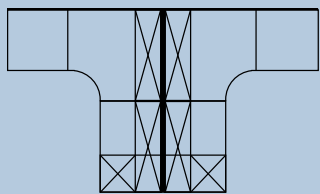


Quickship Europe



Quickship Europe

Corner T-shape workstations.



 two person

Typical model #

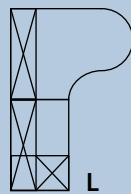
Overall size:  
w d


Patterned laminate


**NOVA2CT**

400 x 240

Single workstations.



 one person



Typical model #

Overall size:  
w d

Patterned laminate

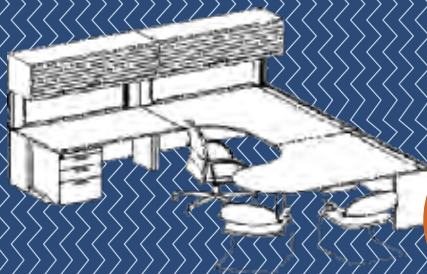
**NOVA4RCT**  
**NOVA4LCT**

160 x 240  
160 x 240


# The Sky's the Limit

**4 x 4** Is compact with multipurpose capabilities. The components assemble easily; for example, the high storage connects with no tools. Connector casings and fixed modules make flexibility a reality. Wire management channels on the worksurface provide access to your wiring right at the desktop.

**4 x 4** goes with the flow. Flow from a private workstation to teaming areas using mobile tables and special "convivial" worksurfaces. These shapes - half moons, quarter rounds and waves - insure that you're never boxed in. Alternating between high storage and low partitions promotes communications and privacy at each workstation.

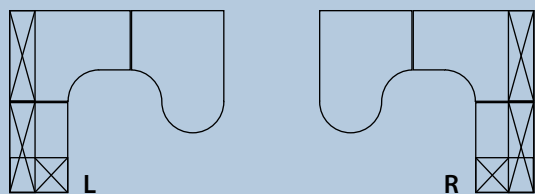


Quickship Europe



Quickship Europe

Corner C-shape workstations.



one person

Typical model #

Overall size:  
w d

Patterned laminate

NOVA5RCT  
NOVA5LCT

280 x 240  
280 x 240

Corner L-shape workstations.



one person

Typical model #

Overall size:  
w d

Patterned laminate

NOVA6RCT  
NOVA6LCT

180 x 200  
180 x 200

# Mewaf – 4 x 4 workstations



4 x 4



Quickship  
Europe

Corner L-shape receptionist.



one person

Typical model #

Overall size:  
w d

Patterned laminate

NOVA3RCT  
NOVA3LCT

200 x 240  
200 x 240

# NOVA

NOVA INTERNATIONAL, INC.  
INTERNATIONAL SUPPLY . DESIGN . LOGISTICS

Washington, DC Headquarters  
3401 K Street NW, Suite 201  
Washington, DC 20007 USA

Tel: +1.202.338.4009  
Fax: +1.202.338.4138

www.novainternational.com  
sales@novainternational.com



**NOVA INTERNATIONAL, INC.**  
INTERNATIONAL SUPPLY . DESIGN . LOGISTICS

www.novainternational.com  
sales@novainternational.com

3401 K Street NW  
Washington, DC 20007 USA

## MEWAF – 4 x 4 Workstations

### Nova’s GSA Contract # GS28F-0017N International Schedule

#### Important ordering information

1. Special item numbers: 711-98
2. Maximum order limitation: \$150,000
3. Minimum order: \$100
4. Geographic coverage: Europe
5. Point of production: Belgium
6. Discount from list prices: 42%
7. Quantity discount: None
8. Prompt payment terms: 1% 20 days, net 30
9. Government credit card is accepted: YES  
No discount for payment by gov’t credit card
10. Foreign items: All
13. Ordering and payment address:  
Nova International, Inc. 3401 K Street, NW  
Washington, DC 20007 USA
14. Warranty provision:  
Standard commercial warranty of manufacturer
15. Export packaging:  
Quoted on individual basis
16. Items for the additional service may be incorporated into the unit prices or itemized per customer request

#### How to place an order

When ordering, please provide the following information:

1. Purchase order number
2. “BILL TO” and “SHIP TO” name and address
3. Complete product number
4. Complete product information, including:
  - Model name
  - Model number
  - Description (include options and fabrics)
5. Quantity
6. Name, phone, and fax/email of contact person
7. Nova International, Inc. must be listed as the vendor/contractor

#### Orders may be submitted

- Online at: [www.novainternational.com](http://www.novainternational.com)
- Or emailed to: [sales@novainternational.com](mailto:sales@novainternational.com)
- Or faxed to: +1.202.338.4138
- Or mailed to: Nova International, Inc.  
3401 K Street, NW Suite 201  
Washington, DC 20007 USA

#### Delivery

Time of Delivery: 7 weeks.

All GSA prices are FOB ex-Factory, freight charges are additional.

For Delivery to US Military Customers --- worldwide delivery is available with Military TCN. Add as per below.

For US Diplomatic Customers --- Delivery to ELSO; add 5%.

For deliveries to Belgium, Germany, UK, Italy and Spain, add to the GSA Price the percentage as shown below:

For delivery to <b>Germany</b> add <b>14%</b>	For delivery to <b>UK , Italy, Spain</b> add <b>18%</b>	For delivery to <b>Belgium</b> add <b>5%</b>
---	---	--



## MEWAF – 4 X 4 Modular Workstations

Step 1  
choose  
typical

Name	Model No.	Overall Size	List Price	GSA Price
<b>Corner T-shape workstation</b>	<b>NOVA2CT</b>	4000 x 2400	\$20,181.96	<b>\$11,705.54</b>

**European freestanding modular T-shape, 2-person workstation with overhead cabinets with tambour doors, privacy screens, wire management and 4 mobile pedestals.**  
Typicals are made of patterned laminate.  
Dimensions: 4000Wx2400Dx720H\*

<b>Single workstations</b>	<b>NOVA4LCT</b>	1600 x 2400	\$6,954.66	<b>\$4,033.70</b>
	<b>NOVA4RCT</b>	1600 x 2400	\$6,954.66	<b>\$4,033.70</b>

**European freestanding modular single managerial workstation with peninsula desk, overhead cabinets with tambour doors, wire management and 1 mobile pedestal.**  
NOVA4LCT is left hand side. NOVA4RCT is right hand side.  
Typicals are made of patterned laminate.  
Dimensions: 1600Wx2400Dx720H\*

<b>Optional Accessories Round Meeting Table</b>	<b>A-V1200</b>	1200 x 1200	\$1,354.32	<b>\$785.51</b>
---	----------------	-------------	------------	-----------------

**In addition, each workstation can be optionally completed with nice and affordable Round meeting table: Diam. 1200mm, depth 1200mm.**

\*Available in 750mm height (option F) at no extra charge.



## MEWAF – 4 X 4 Modular Workstations

---

Name	Model No.	Overall Size	List Price	GSA Price
<b>Corner C-shape workstations</b>	<b>NOVA5LCT</b>	2800 x 2400	\$8,935.92	<b>\$5,182.93</b>
	<b>NOVA5RCT</b>	2800 x 2400	\$8,935.92	<b>\$5,182.93</b>

**European freestanding modular corner C-shape managerial workstation with peninsula desk, overhead cabinets with tambour doors, wire management and 1 mobile pedestal.**

**NOVA5LCT is left hand sided. NOVA5RCT is right hand sided.**

**Typicals are made of patterned laminate.**

**Dimensions: 2800Wx2400Dx720H\***

---

<b>Corner L-shape workstations</b>	<b>NOVA6LCT</b>	1800 x 2000	\$7,382.34	<b>\$4,281.76</b>
	<b>NOVA6RCT</b>	1800 x 2000	\$7,382.34	<b>\$4,281.76</b>

**European freestanding modular corner L-shape, 1-person workstation (small) with overhead cabinets with tambour doors, privacy screens, wire management and 1 mobile pedestal.**

**NOVA6LCT is left hand sided. NOVA6RCT is right hand sided.**

**Typicals are made of patterned laminate.**

**Dimensions: 1800Wx2000Dx720H\***

---

<b>Corner L-shape receptionist</b>	<b>NOVA3LCT</b>	2000 x 2400	\$8,658.90	<b>\$5,022.16</b>
	<b>NOVA3RCT</b>	2000 x 2400	\$8,658.90	<b>\$5,022.16</b>

**European freestanding modular corner L-shape receptionist workstation with reception counter, wire management and 2 mobile pedestals. NOVA3LCT is left hand sided. NOVA3RCT is right hand sided.**

**Typicals are made of patterned laminate.**

**Dimensions: 2000Wx2400Dx720H\***

**\*Available in 750mm height (option F) at no extra charge.**



## MEWAF – 4 x 4 Modular Workstations

### Color options for Wood Partition



Birch (B)



Beech (C)



Pear (F)



Salmon (S)



Aluminum  
Print (A)

### Color options for Worktop Laminate




Cherry (M)



Maple (E)




Grey Pastel (P)



Grey  
Aluminum (A)


### Color options for Steel Legs



Silver (L)



Carbon Black (W)



Nordic White (O)

### Color options for Pedestals



Silver (L)



Carbon Black (W)

# NOVA

NOVA INTERNATIONAL, INC.  
INTERNATIONAL SUPPLY . DESIGN . LOGISTICS

# GSA

GS-28F-0017L

# modular workstations



Loftbench

Quickship  
Europe

# MEWAF – Loftbench Modular Workstations.

## Loftbench

Starts with one simple idea: the table is the building block of this flexible, very functional desking system. For a single or shared workstation, use modular components to create a total solution. With this light and attractive design, you can arrange your workspace as you see fit.

## Loftbench

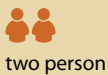
The Third Level Worksurface adds another layer to your work-surface so the things you need are in sight. Choose mobile pedestals for an organization on the move. Choose fixed pedestals as desk supports. The fixed cable tray beneath the worksurface can be used to hold power strips and cables.



Quickship  
Europe



Quickship  
Europe



two person



Typical model #

1.02D  
3.02D  
4.02D

Overall size:  
w d

120 x 160  
160 x 160  
180 x 160



one person



Typical model #


1.01S  
3.01S  
4.01S

Overall size:  
w d

120 x 80  
160 x 80  
180 x 80



four person




1.04D  
3.04D  
4.04D

240 x 160  
320 x 160  
360 x 160



two person




1.02S  
3.02S  
4.02S

240 x 80  
320 x 80  
360 x 80



six person

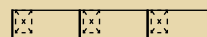


1.06D  
3.06D  
4.06D

360 x 160  
480 x 160  
540 x 160



three person




1.03S  
3.03S  
4.03S

360 x 80  
480 x 80  
540 x 80

# Results without the Fuss

## Loftbench

Simple but with well designed ergonomics. With our monitor arms every screen is at just the right place. Slip your computer out of sight and off your desktop with the monitor caddy. Loftbench tables are height adjustable from 620 to 850mm.



## Loftbench

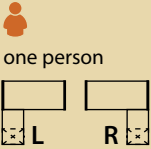
Options include storage, partitions, lamps, third level work-surfaces, computer accessories and paper management tools. Need Privacy? Try the wooden partition with the accessory bar. Or keep it light with the translucent partition. Adjustable lamps shine light where it is needed.



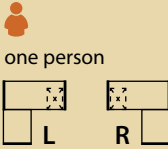
**Quickship Europe**



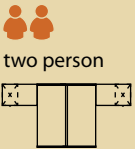
**Quickship Europe**



Typical model #  
**4.01L1R**  
**4.01L1L**  
 Overall size:  
 w d  
 180 x 180  
 180 x 180



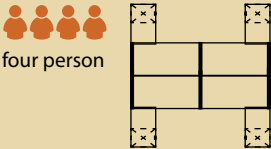
Typical model #  
**4.01L2R**  
**4.01L2L**  
 Overall size:  
 w d  
 180 x 180  
 180 x 180



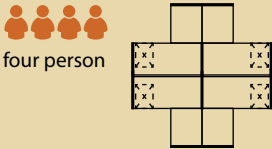
**4.02L1T**  
 360 x 180



**4.02L2T**  
 360 x 180



**4.04L1H**  
 360 x 360




**4.04L2X**  
 360 x 360

## Mewaf – Loftbench modular workstations



## Loftbench



**Quickship  
Europe**

# NOVA

**NOVA INTERNATIONAL, INC.**  
INTERNATIONAL SUPPLY . DESIGN . LOGISTICS

Washington, DC Headquarters  
3401 K Street NW, Suite 201  
Washington, DC 20007 USA

Tel: +1.202.338.4009  
Fax: +1.202.338.4138

www.novainternational.com  
sales@novainternational.com



one person



Typical model #

1.01RS  
3.01RS  
4.01RS

Overall size:  
w d

120 x 80  
160 x 80  
180 x 80



two person



1.02RS  
3.02RS  
4.02RS

240 x 80  
320 x 80  
360 x 80



one person



two person



4.01RL1R  
4.01RL1L  
4.02RL1C

180 x 180  
180 x 180  
360 x 180



**NOVA INTERNATIONAL, INC.**  
INTERNATIONAL SUPPLY . DESIGN . LOGISTICS

www.novainternational.com  
sales@novainternational.com

3401 K Street NW  
Washington, DC 20007 USA

## MEWAF – Loftbench Workstations

### Nova’s GSA Contract # GS28F-0017N International Schedule

#### Important ordering information

1. Special item numbers: 711-98
2. Maximum order limitation: \$150,000
3. Minimum order: \$100
4. Geographic coverage: Europe
5. Point of production: Belgium
6. Discount from list prices: 42%
7. Quantity discount: None
8. Prompt payment terms: 1% 20 days, net 30
9. Government credit card is accepted: YES  
No discount for payment by gov’t credit card
10. Foreign items: All
13. Ordering and payment address:  
Nova International, Inc. 3401 K Street, NW  
Washington, DC 20007 USA
14. Warranty provision:  
Standard commercial warranty of manufacturer
15. Export packaging:  
Quoted on individual basis
16. Items for the additional service may be incorporated into the unit prices or itemized per customer request

#### How to place an order

When ordering, please provide the following information:

1. Purchase order number
2. “BILL TO” and “SHIP TO” name and address
3. Complete product number
4. Complete product information, including:
  - Model name
  - Model number
  - Description (include options and fabrics)
5. Quantity
6. Name, phone, and fax/email of contact person
7. Nova International, Inc. must be listed as the vendor/contractor

#### Orders may be submitted

- Online at: [www.novainternational.com](http://www.novainternational.com)
- Or emailed to: [sales@novainternational.com](mailto:sales@novainternational.com)
- Or faxed to: +1.202.338.4138
- Or mailed to: Nova International, Inc.  
3401 K Street, NW Suite 201  
Washington, DC 20007 USA

#### Delivery

Time of Delivery: 7 weeks.

All GSA prices are FOB ex-Factory, freight charges are additional.

For Delivery to US Military Customers --- worldwide delivery is available with Military TCN. Add as per below.

For US Diplomatic Customers --- Delivery to ELSO; add 5%.

For deliveries to Belgium, Germany, UK, Italy and Spain, add to the GSA Price the percentage as shown below:

For delivery to <b>Germany</b> add <b>14%</b>	For delivery to <b>UK , Italy, Spain</b> add <b>18%</b>	For delivery to <b>Belgium</b> add <b>5%</b>
---	---	--



**NOVA INTERNATIONAL, INC.**  
INTERNATIONAL SUPPLY . DESIGN . LOGISTICS

www.novainternational.com  
sales@novainternational.com

3401 K Street NW  
Washington, DC 20007 USA

## MEWAF – Loftbench Modular Workstations

Step 1  
choose  
typical

Name	Model No.	Overall Size	List Price	GSA Price
<b>Double typical</b>  Double typical consists of double table. Each workstation has wooden partition, cable duct, CPU support, phone support, pen support and mobile pedestal (box/file), all included in the price. Optionally, for an extra charge, translucent panels (Plexi partitions) and paper supports are available - please check prices for optional accessories.	<b>1.02D</b>	1200 x 1600	\$2,728.08	<b>\$1,582.29</b>
	<b>3.02D</b>	1600 x 1600	\$2,868.37	<b>\$1,663.66</b>
	<b>4.02D</b>	1800 x 1600	\$2,932.52	<b>\$1,700.86</b>
	<b>1.04D</b>	2400 x 1600	\$5,151.60	<b>\$2,987.93</b>
	<b>3.04D</b>	3200 x 1600	\$5,432.18	<b>\$3,150.67</b>
	<b>4.04D</b>	3600 x 1600	\$5,560.49	<b>\$3,225.08</b>
	<b>1.06D</b>	3600 x 1600	\$7,575.12	<b>\$4,393.57</b>
	<b>3.06D</b>	4800 x 1600	\$7,996.00	<b>\$4,637.68</b>
	<b>4.06D</b>	5400 x 1600	\$8,188.45	<b>\$4,749.30</b>
<b>Single typical</b>  Single typical consists of long tables end to end. Each workstation has wooden partition, cable duct, CPU support, phone support, pen support and mobile pedestal (box/file), all included in the price. Optionally, for an extra charge, translucent panels (Plexi partitions) and paper supports are available - please check prices for optional accessories.	<b>1.01S</b>	1200 x 800	\$1,564.92	<b>\$907.65</b>
	<b>3.01S</b>	1600 x 800	\$1,626.16	<b>\$943.17</b>
	<b>4.01S</b>	1800 x 800	\$1,680.91	<b>\$974.93</b>
	<b>1.02S</b>	2400 x 800	\$2,912.76	<b>\$1,689.40</b>
	<b>3.02S</b>	3200 x 800	\$3,035.23	<b>\$1,760.43</b>
	<b>4.02S</b>	3600 x 800	\$3,144.74	<b>\$1,823.95</b>
	<b>1.03S</b>	3600 x 800	\$4,260.60	<b>\$2,471.15</b>
	<b>3.03S</b>	4800 x 800	\$4,444.31	<b>\$2,577.70</b>
	<b>4.03S</b>	5400 x 800	\$4,608.58	<b>\$2,672.97</b>
<b>Optional Accessories</b> <b>Translucent panels</b> Plexi partition: 6mm depth x 350mm height. Width depends on that of the table.	<b>KW12P</b>	1200 x 350	\$278.64	<b>\$161.61</b>
	<b>KW16P</b>	1600 x 350	\$346.68	<b>\$201.07</b>
	<b>KW18P</b>	1800 x 350	\$383.94	<b>\$222.69</b>



## MEWAF – Loftbench Modular Workstations

Name	Model No.	Overall Size	List Price	GSA Price
<b>Single/ Double typical with return</b>	<b>4.01L1R</b>	1800 x 1800	\$2,069.71	<b>\$1,200.43</b>
L- or T-, H, X-shaped typicals consist of single or double table with return. Each workstation has wooden partition, cable duct, CPU support, phone support, pen support and mobile pedestal (box/file), all included in the price. Optionally, for an extra charge, translucent panels (Plexi partitions) and paper supports are available - please check prices for optional accessories.	<b>4.01L1L</b>	1800 x 1800	\$2,069.71	<b>\$1,200.43</b>
	<b>4.01L2R</b>	1800 x 1800	\$2,234.95	<b>\$1,296.27</b>
	<b>4.01L2L</b>	1800 x 1800	\$2,234.95	<b>\$1,296.27</b>
	<b>4.02L2T</b>	1800 x 3600	\$4,040.60	<b>\$2,343.55</b>
	<b>4.02L1T</b>	1800 x 3600	\$3,710.12	<b>\$2,151.87</b>
	<b>4.04L1H</b>	3600 x 3600	\$7,115.69	<b>\$4,127.10</b>
	<b>4.04L2X</b>	3600 x 3600	\$7,776.65	<b>\$4,510.46</b>
	<b>Reception typical</b>	<b>1.01RS</b>	1200 x 800	\$1,579.50
Reception Single and L-, C-shaped workstations consist of single or L-shaped table(s). Each workstation has transaction counter, cable duct, CPU support, phone support, pen support and mobile pedestal (box/file), all included in the price. Optionally, for an extra charge, paper supports are available - please check prices for optional accessories.	<b>3.01RS</b>	1600 x 800	\$1,700.68	<b>\$986.39</b>
	<b>4.01RS</b>	1800 x 800	\$1,739.23	<b>\$1008.75</b>
	<b>1.02RS</b>	2400 x 800	\$2,941.92	<b>\$1,706.31</b>
	<b>3.02RS</b>	3200 x 800	\$3,184.27	<b>\$1,846.88</b>
	<b>4.02RS</b>	3600 x 800	\$3,261.38	<b>\$1,891.60</b>
	<b>4.01RL1R</b>	1800 x 1800	\$2,128.03	<b>\$1,234.26</b>
	<b>4.01RL1L</b>	1800 x 1800	\$2,128.03	<b>\$1,234.26</b>
	<b>4.02RL1C</b>	3600 x 1800	\$4,038.98	<b>\$2,342.61</b>
<b>Optional Accessories</b>	<b>QA02</b>		\$27.22	<b>\$15.79</b>
<b>Paper support</b>				
In addition to standard features, for more convenience you may add this affordable paper support.				



## MEWAF – Loftbench Modular Workstations

### Color options for Wood Partition

Step 2  
choose  
partition



Birch (B)



Beech (C)



Pear (F)




Salmon (S)



Aluminum  
Print (A)

### Color options for Worktop Laminate

Step 3  
choose  
worktop




Cherry (M)



Maple (E)



Grey Pastel (P)



Grey  
Aluminum (A)

### Color options for Steel Legs


Step 4  
choose  
legs



Silver (L)



Carbon Black (W)



Nordic White (O)

### Color options for Pedestals

Step 5  
choose  
pedestal



Silver (L)



Carbon Black (W)

# NOVA

NOVA INTERNATIONAL, INC.  
INTERNATIONAL SUPPLY . DESIGN . LOGISTICS

# GSA

GS-28F-0017L

# modular workstations



METRIX 1

Quickship  
Europe

# MEWAF – Metrix Modular Workstations.

The Metrix System is a family of related products designed to give maximum flexibility and efficiency to today's office.

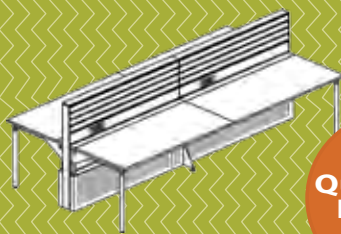
## METRIX 1

The building block of the Metrix 1 System is the modular table. Add tables side by side and back to back to create the exact configuration needed. The tables mount to a unique partition structure to provide privacy, cable management and paper management. The strength of the universal partition structure means fewer intermediate support legs, so you have extra work room and better movement.



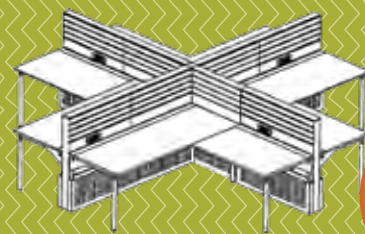
## METRIX 1

Metrix modular tables are height adjustable with a range from 680 to 780 mm. Each partition screen features metal tracks which can support multiple flatscreen monitors, paper trays, and pencil cups. These well conceived enhancements keep the workspace free and clear. Below the workspace, mobile pedestals provide storage but move to allow access to cabling.



Metrix 1

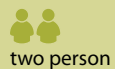
Quickship  
Europe



Metrix 1

Quickship  
Europe

Single side by side workstations.  
Double (back to back) workstations.



two person

Typical model #

Overall size:

w d



**32C-02P**  
**36C-02P**

320 x 90  
360 x 90



four person

**32C-04PB**  
**36C-04PB**

320 x 170  
360 x 170



Corner X-shape workstations.




four person

Typical model #

Overall size:

w d



**3212C-04PX**  
**3612C-04PX**

330 x 410  
370 x 410

# Metrix... Modular... Flexible... Smart

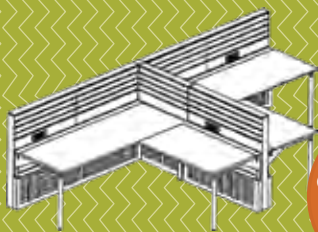
## METRIX 1

Easily accessible, the wire management system brings electrical, phone, data and other cabling from the floor through large spaces in the partition. Multiple Cables can be moved both horizontally and vertically through the partition for maximum flexibility. At these powered workstations, electrical outlets are available above the desk for easy access; just flip the flap for access to the cables.



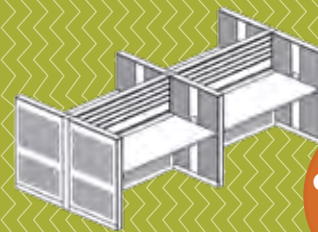
## METRIX 2

Modular tables & the universal partition structure are surrounded with acoustical panels. Tables are height adjustable from 620 to 820 cm at the touch of a button. Fabric side panels add color to the privacy and acoustic control. It is ideal for close quarters & operations with heavy phone use. Cables can move vertically & horizontally in the partition structure. Access to power outlets & cables is at the desktop.



Metrix 1

Quickship  
Europe

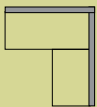


Metrix 2

Quickship  
Europe

Corner workstations.

one person



Typical model #

1612S-01PL  
1812S-01PL

Overall size:

w d

170 x 210  
190 x 210

two person



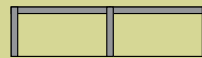
3212C-02PT  
3612C-02PT

330 x 210  
370 x 210

Single side by side workstations.

Double (back to back) workstations.

two person



Typical model #

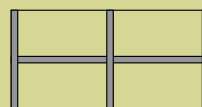
12S-02P  
16S-02P

Overall size:

w d

270 x 90  
350 x 90

four person



12D-04PB  
16D-04PB

270 x 170  
350 x 170

## Mewaf – Metrix modular workstations



## METRIX 2

# NOVA

**NOVA INTERNATIONAL, INC.**  
INTERNATIONAL SUPPLY . DESIGN . LOGISTICS

Washington, DC Headquarters  
3401 K Street NW, Suite 201  
Washington, DC 20007 USA

Tel: +1.202.338.4009  
Fax: +1.202.338.4138

[www.novainternational.com](http://www.novainternational.com)  
[sales@novainternational.com](mailto:sales@novainternational.com)



**NOVA INTERNATIONAL, INC.**  
INTERNATIONAL SUPPLY . DESIGN . LOGISTICS

www.novainternational.com  
sales@novainternational.com

3401 K Street NW  
Washington, DC 20007 USA

## MEWAF – Metrix Workstations

### Nova’s GSA Contract # GS28F-0017N International Schedule

#### Important ordering information

1. Special item numbers: 711-98
2. Maximum order limitation: \$150,000
3. Minimum order: \$100
4. Geographic coverage: Europe
5. Point of production: Belgium
6. Discount from list prices: 42%
7. Quantity discount: None
8. Prompt payment terms: 1% 20 days, net 30
9. Government credit card is accepted: YES  
No discount for payment by gov’t credit card
10. Foreign items: All
13. Ordering and payment address:  
Nova International, Inc. 3401 K Street, NW  
Washington, DC 20007 USA
14. Warranty provision:  
Standard commercial warranty of manufacturer
15. Export packaging:  
Quoted on individual basis
16. Items for the additional service may be incorporated into the unit prices or itemized per customer request

#### How to place an order

When ordering, please provide the following information:

1. Purchase order number
2. “BILL TO” and “SHIP TO” name and address
3. Complete product number
4. Complete product information, including:
  - Model name
  - Model number
  - Description (include options and fabrics)
5. Quantity
6. Name, phone, and fax/email of contact person
7. Nova International, Inc. must be listed as the vendor/contractor

#### Orders may be submitted

- Online at: [www.novainternational.com](http://www.novainternational.com)
- Or emailed to: [sales@novainternational.com](mailto:sales@novainternational.com)
- Or faxed to: +1.202.338.4138
- Or mailed to: Nova International, Inc.  
3401 K Street, NW Suite 201  
Washington, DC 20007 USA

#### Delivery

Time of Delivery: 7 weeks.

All GSA prices are FOB ex-Factory, freight charges are additional.

For Delivery to US Military Customers --- worldwide delivery is available with Military TCN. Add as per below.

For US Diplomatic Customers --- Delivery to ELSO; add 5%.

For deliveries to Belgium, Germany, UK, Italy and Spain, add to the GSA Price the percentage as shown below:

For delivery to <b>Germany</b> add <b>14%</b>	For delivery to <b>UK , Italy, Spain</b> add <b>18%</b>	For delivery to <b>Belgium</b> add <b>5%</b>
---	---	--



**NOVA INTERNATIONAL, INC.**  
INTERNATIONAL SUPPLY . DESIGN . LOGISTICS

www.novainternational.com  
sales@novainternational.com

3401 K Street NW  
Washington, DC 20007 USA

## MEWAF – Metrix 1 & 2 Modular Workstations

	Typical name:	Typical model #	Overall size:	List price:	GSA price:
<b>Step 1 choose typical</b>	<b>Metrix 1</b>	<b>32C-02P</b>	320 x 90	\$6,428.16	<b>\$3,728.33</b>
		<b>36C-02P</b>	360 x 90	\$7,218.72	<b>\$4,186.86</b>
		<b>32C-04PB</b>	320 x 170	\$10,489.50	<b>\$6,083.91</b>
		<b>36C-04PB</b>	360 x 170	\$10,917.18	<b>\$6,331.96</b>
		<b>1612S-01PL</b>	170 x 210	\$6,894.72	<b>\$3,998.94</b>
		<b>1812S-01PL</b>	190 x 210	\$7,124.76	<b>\$4,132.36</b>
		<b>3212C-02PT</b>	330 x 210	\$12,350.88	<b>\$7,163.51</b>
		<b>3612C-02PT</b>	370 x 210	\$13,141.44	<b>\$7,622.04</b>
		<b>3212C-04PX</b>	330 x 210	\$21,273.84	<b>\$12,338.83</b>
		<b>3612C-04PX</b>	370 x 210	\$21,701.52	<b>\$12,586.88</b>
	<b>Metrix 2</b>	<b>12S-02P</b>	270 x 90	\$12,153.24	<b>\$7,048.88</b>
		<b>16S-02P</b>	350 x 90	\$12,558.24	<b>\$7,283.78</b>
		<b>12D-04PB</b>	270 x 170	\$21,996.36	<b>\$12,757.89</b>
		<b>16D-04PB</b>	350 x 170	\$22,637.88	<b>\$13,129.97</b>

### Accessories

Paper stray	<b>QA02</b>		\$27.22	<b>\$15.79</b>
Pen holder	<b>QA03</b>		\$27.22	<b>\$15.79</b>
CPU support	<b>QCPUH</b>	Fixed	\$218.70	<b>\$126.85</b>
CPU support	<b>QCPUV</b>	Pull out	\$291.60	<b>\$169.13</b>
Mobile Pedestal	<b>KTDD1R</b>	Box file	\$445.50	<b>\$258.39</b>

**Step 2  
choose  
top**

### Color Worktops

Stone white	D
Stone grey	L
Black oak	I
Walnut	K
Cherry	N
Chestnut	S

**Step 3  
choose  
paint**

### Paint finish

Silver	L
--------	---

**Step 4  
choose  
fabric**

### (for Metrix 2) Colors for Panels

Bluefield	X21
Calypso	X06
Lobster	X76
Solano	X72
Nougat	X91
Aruba	X08

# NOVA

NOVA INTERNATIONAL, INC.  
INTERNATIONAL SUPPLY . DESIGN . LOGISTICS

# GSA

GS-28F-0017L

# workstations



## Square

Quickship  
Europe

# MEWAF – Square

**The Square Collection** – clean lines, full functionality. This range shows off your sense style. The glass tops make an elegant statement and are well complemented by the simple aluminum legs. For both executive desks and staff positions, Square offers functionality and smart looks.

**The Square Collection** – is flexible. In a matter of seconds an acoustic panel can be placed between two desks and then accessories can be attached. To adjust the height of the tables, remove a few of the metal rings, and the side table slides right under the main desk. Of course, you can use an extension table as your return.



Executive workstation



Accessories for S2 - S7



Staff workstation



**Quickship Europe**



**Quickship Europe**

## Executive workstations

one person

Typical model #

Overall size:  
w d

**NOVA-SG1-**  
**NOVA-SH1-**

2000 x 1000  
2000 x 1000

## Staff workstations

one person

Typical model #

Overall size:  
w d

**NOVA SG2-**  
**NOVA SH2-**

1600 x 800  
1600 x 800

**NOVA SG3-**  
**NOVA SH3-**

1800 x 800  
1800 x 800

# Show Your Strength : Get Square!

**The Square Collection** – is practical. A variety of accessories are available to make your desk organized. Choose the flatscreen monitor holder and each person can easily adjust the position, height and distance of the computer screen. Paper management trays, phone supports and pen cups keep your work materials where you need them.


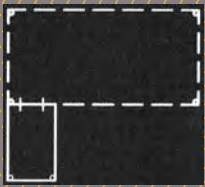
**The Square Collection** – is attractive. The materials selected for this range are rich in appearance but robust in construction. The combination of satin glass, anodized aluminum, high pressure laminate and a clean palette work together to create a strong but appealing desking system. Pedestals and Cabinets in the same color range add to the beauty and functionality of this collection.




L-shape workstation



T-shape workstation



**Quickship  
Europe**



**Quickship  
Europe**

**L**

L-shape workstations

**R**



one person

Typical model #

Overall size:

w d

**NOVA-SGL4R-  
NOVA-SHL4R-**

1600 x 1800  
1600 x 1800

**NOVA-SGL4L-  
NOVA-SHL4L-**

1600 x 1800  
1600 x 1800

**NOVA-SGL5R-  
NOVA-SHL5R-**

1800 x 1800  
1800 x 1800

**NOVA-SGL5L-  
NOVA-SHL5L-**

1800 x 1800  
1800 x 1800



two person

T-shape workstations

Typical model #

Overall size:

w d

**NOVA-STG6-  
NOVA-STH6-**

1600 x 3600  
1600 x 3600

**NOVA-STG7-  
NOVA-STH7-**

1800 x 3600  
1800 x 3600

## Mewaf - Square workstations



Mobile pedestals



Round Meeting Table

# Square

**NOVA**  
**NOVA INTERNATIONAL, INC.**  
 INTERNATIONAL SUPPLY . DESIGN . LOGISTICS

Washington, DC Headquarters  
 3401 K Street NW, Suite 201  
 Washington, DC 20007 USA

Tel: +1.202.338.4009  
 Fax: +1.202.338.4138

www.novainternational.com  
 sales@novainternational.com

Accessories  
 Optional Items

Item model #

Overall size:  
 diameter

Round Meeting Table  
 with glass top

NOVA-SGRT  
 QGV1200L-

1200

Round Meeting Table  
 with laminate top

NOVA-SHRT  
 Q--V1200L-

1200



**NOVA INTERNATIONAL, INC.**  
INTERNATIONAL SUPPLY . DESIGN . LOGISTICS

www.novainternational.com  
sales@novainternational.com

3401 K Street NW  
Washington, DC 20007 USA

## MEWAF – Square Workstations

### Nova’s GSA Contract # GS28F-0017N International Schedule

#### Important ordering information

1. Special item numbers: 711-98
2. Maximum order limitation: \$150,000
3. Minimum order: \$100
4. Geographic coverage: Europe
5. Point of production: Belgium
6. Discount from list prices: 42%
7. Quantity discount: None
8. Prompt payment terms: 1% 20 days, net 30
9. Government credit card is accepted: YES  
No discount for payment by gov’t credit card
10. Foreign items: All
13. Ordering and payment address:  
Nova International, Inc. 3401 K Street, NW  
Washington, DC 20007 USA
14. Warranty provision:  
Standard commercial warranty of manufacturer
15. Export packaging:  
Quoted on individual basis
16. Items for the additional service may be incorporated into the unit prices or itemized per customer request

#### How to place an order

When ordering, please provide the following information:

1. Purchase order number
2. “BILL TO” and “SHIP TO” name and address
3. Complete product number
4. Complete product information, including:
  - Model name
  - Model number
  - Description (include options and fabrics)
5. Quantity
6. Name, phone, and fax/email of contact person
7. Nova International, Inc. must be listed as the vendor/contractor

#### Orders may be submitted

- Online at: [www.novainternational.com](http://www.novainternational.com)
- Or emailed to: [sales@novainternational.com](mailto:sales@novainternational.com)
- Or faxed to: +1.202.338.4138
- Or mailed to: Nova International, Inc.  
3401 K Street, NW Suite 201  
Washington, DC 20007 USA

#### Delivery

Time of Delivery: 7 weeks.

All GSA prices are FOB ex-Factory, freight charges are additional.

For Delivery to US Military Customers --- worldwide delivery is available with Military TCN. Add as per below.

For US Diplomatic Customers --- Delivery to ELSO; add 5%.

For deliveries to Belgium, Germany, UK, Italy and Spain, add to the GSA Price the percentage as shown below:

For delivery to <b>Germany</b> add <b>14%</b>	For delivery to <b>UK , Italy, Spain</b> add <b>18%</b>	For delivery to <b>Belgium</b> add <b>5%</b>
---	---	--



3401 K Street NW  
Washington, DC 20007 USA

## MEWAF – Square Workstations

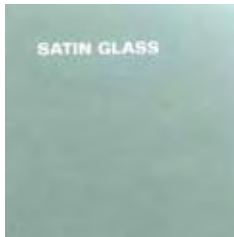
Step 1  
choose  
typical

Name	Model No.	Overall Size	List Price	GSA Price
<b>Executive Workstation</b>	<b>NOVA-SG1-</b>	2000 x 1000	\$1,969.60	<b>\$1,142.37</b>
Executive workstation composed of a table 2000Wx1000D x 680-760H with glass top equipped with a cupboard in high pressure laminate (HPL) compact on both sides. Comes with a cable duct.				
<b>Staff Workstation</b>	<b>NOVA-SG2-</b>	1600 x 800	\$3,412.37	<b>\$1,979.17</b>
	<b>NOVA-SG3-</b>	1800 x 800	\$3,548.77	<b>\$2,058.29</b>
Staff workstation is composed of height-adjustable table (680-760mm) with metal legs and glass top; Cable duct; Metal partition (1600mm); Vertical cable channel; Paper and Pen holder; Mobile pedestal 400W x 630D x 585H with 1 pen tray and 2 box/file drawers.				
<b>L-shaped Typical</b>	<b>NOVA-SGL4R-</b>	1600 x 1800	\$4,258.01	<b>\$2,469.64</b>
	<b>NOVA-SGL4L-</b>	1600 x 1800	\$4,258.01	<b>\$2,469.64</b>
	<b>NOVA-SGL5R-</b>	1800 x 1800	\$4,394.41	<b>\$2,548.76</b>
	<b>NOVA-SGL5L-</b>	1800 x 1800	\$4,394.41	<b>\$2,548.76</b>
L-shaped typicals composed of 680-760mm height adjustable table with glass top and four metal tubular legs; Cable duct; Metal partition (1800mm); Vertical cable channel; Paper and Pen holder; Mobile pedestal 400W x 630D x 585H with 1 pen tray and 2 drawers (box/file); Return 1000W x 600D x 720H with two metal tubular legs, adjusted at the right on S4R and S5R models, and at the left on S4L and S5L models.				
<b>T-shaped Typical</b>	<b>NOVA-STG6-</b>	1600 x 3600	\$7,960.36	<b>\$4,617.01</b>
	<b>NOVA-STG7-</b>	1800 x 3600	\$8,165.12	<b>\$4,735.77</b>
Two person T-shaped typical composed of two back to back tables separated by Metal partition (1600mm). Each personal workstation has height adjustable desk with glass top and four metal tubular legs; Cable duct; Vertical cable channel; Paper and Pen holder; Mobile pedestal 400W x 630D x 585H with 1 pen tray and two drawers (box/file); Return 1000W x 600D x 720H with two metal tubular legs adjustable to either side of the table.				
<b>Accessories</b>	<b>NOVA-SGRT</b>			
<b>Round Table</b>	<b>QGV1200L-</b>	1200 diameter	\$2,068.74	<b>\$1,199.87</b>
680-760mm height-adjustable table on four metal tubular legs and glass top.				

Step 2  
choose  
top

### Desktop

Satin Glass **G**



All workstations on this page are priced for glass desktop.


Step 3  
choose  
legs and  
pedestals

### Colors for legs and mobile pedestals

Silver **L**




Shadow **P**



Step 4  
choose  
color for  
fixed ped

### Colors for fixed pedestals (for S1 Executive workstation only)

Compact 10% **B**



Compact 100% **D**





3401 K Street NW  
Washington, DC 20007 USA

## MEWAF – Square Workstations

Step 1  
choose  
typical

Name	Model No.	Overall Size	List Price	GSA Price
<b>Executive Workstation</b>	<b>NOVA-SH1-</b>	2000 x 1000	\$1,802.74	<b>\$1,045.59</b>
Executive workstation composed of a table 2000Wx1000D x 680-760H with HPL top equipped with a cupboard in high pressure laminate (HPL) compact on both sides. Comes with a cable duct.				
<b>Staff Workstation</b>	<b>NOVA-SH2-</b>	1600 x 800	\$3,303.83	<b>\$1,916.22</b>
	<b>NOVA-SH3-</b>	1800 x 800	\$3,419.17	<b>\$1,983.12</b>
Staff workstation is composed of height-adjustable table (680-760mm) with metal legs and HPL top; Cable duct; Metal partition (1600mm); Vertical cable channel; Paper and Pen holder; Mobile pedestal 400W x 630D x 585H with 1 pen tray and 2 box/file drawers.				
<b>L-shaped Typical</b>	<b>NOVA-SHL4R-</b>	1600 x 1800	\$4,149.47	<b>\$2,406.69</b>
	<b>NOVA-SHL4L-</b>	1600 x 1800	\$4,149.47	<b>\$2,406.69</b>
	<b>NOVA-SHL5R-</b>	1800 x 1800	\$4,264.81	<b>\$2,473.59</b>
	<b>NOVA-SHL5L-</b>	1800 x 1800	\$4,264.81	<b>\$2,473.59</b>
L-shaped typicals composed of 680-760mm height adjustable table with HPL top and four metal tubular legs; Cable duct; Metal partition (1800mm); Vertical cable channel; Paper and Pen holder; Mobile pedestal 400W x 630D x 585H with 1 pen tray and 2 drawers (box/file); Return 1000W x 600D x 720H with two metal tubular legs, adjusted at the right on S4R and S5R models, and at the left on S4L and S5L models.				
<b>T-shaped Typical</b>	<b>NOVA-STH6-</b>	1600 x 3600	\$7,743.28	<b>\$4,491.10</b>
	<b>NOVA-STH7-</b>	1800 x 3600	\$7,905.92	<b>\$4,585.44</b>
Two person T-shaped typical composed of two back to back tables separated by Metal partition (1600mm). Each personal workstation has height adjustable desk with HPL top and four metal tubular legs; Cable duct; Vertical cable channel; Paper and Pen holder; Mobile pedestal 400W x 630D x 585H with 1 pen tray and two drawers (box/file); Return 1000W x 600D x 720H with two metal tubular legs adjustable to either side of the table.				
<b>Accessories</b>	<b>NOVA-SHRT</b>			
<b>Round Table</b>	<b>Q--V1200L-</b>	1200 diameter	\$1,445.04	<b>\$838.12</b>
680-760mm height-adjustable table on four metal tubular legs and glass top.				

Step 2  
choose  
colors for  
HPL top

### Desktop colors:

Dark (F) and Light (E) wood,  
Compact 10% (B) and 30% (C) HPL



Step 3  
choose  
legs and  
pedestals

### Colors for legs and mobile pedestals

Silver L




Shadow P



Step 4  
choose  
color for  
fixed ped

### Colors for fixed pedestals (for S1 Executive workstation only)

Compact 10% B



Compact 100% D

